
Table of Contents

Integrated Measurement Interface Box

Subject	Page
Introduction	3
Workshop Trolley	8

Integrated Measurement Interface Box (IMIB)

Model: All

Production: All

OBJECTIVES

After completion of this module you will be able to:

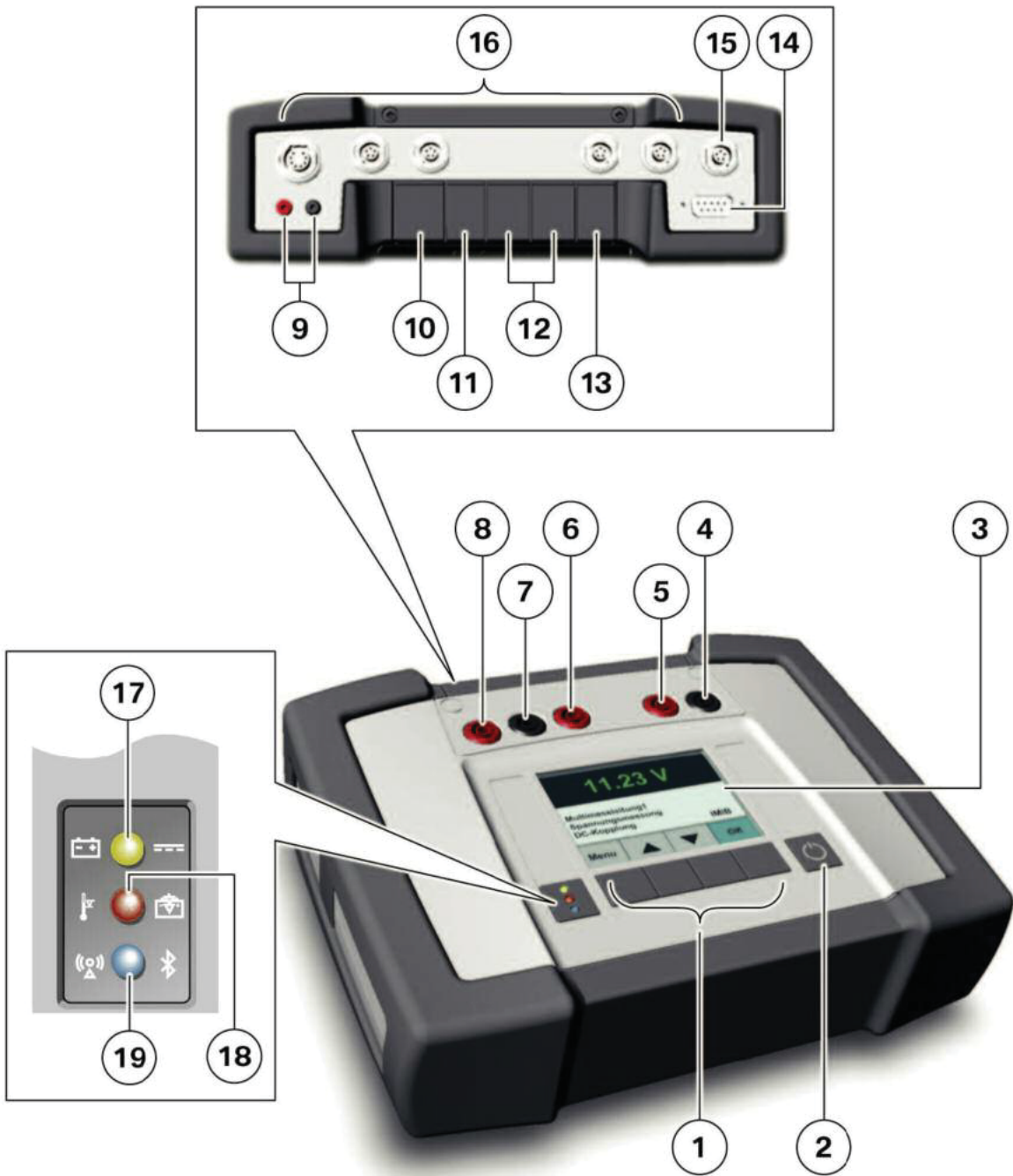
- Identify the controls/inface of the IMIB

Introduction

The Integrated Measurement Interface Box gives access to the measuring technology in the new workshop system. The compact shape of the Integrated Measurement Interface Box makes it a versatile tool for testing signal transmitters, data lines and electronic components of vehicles.

The Integrated Measurement Interface Box offers the following functions:

- Voltage measurement
- Current measurement with current clips up to 1,800 A
- Resistance measurement
- Pressure measurement
 - Low-pressure measurement down to 2 bar onboard
 - Up to 100 bar with external sensor
- Temperature measurement with external sensor
- Use of
 - RZV cable (static ignition voltage distribution)
 - kV clip (kilovolt clip)
 - Trigger clip
- Two-channel oscilloscope
- Stimuli function



Index	Explanation	Index	Explanation
1	Button	11	USB Connection
2	ON / OFF Button	12	2.5 bar pressure sensor
3	3.5 inch LCD Display	13	Power Connection
4	Voltage measurement earth (-)	14	Trigger clip or temperature sensor connection
5	Voltage measurement connection	15	Connection of old Sensors: 25 bar pressure sensor, kV clip, RZV cable
6	2A current measurement connection	16	Connection of new sensors: e.g. 100 A current clip, 1,800 a current clip, 100 bar pressure sensor, temperature sensor
7	Voltage, current and resistance measurement earth (-)	17	Indicator for power supply source: external or battery
8	Connection for voltage, current, and resistance measurement	18	Indicator for battery charge and temperature warning
9	Stimuli connection	19	Indicator for WLAN mode
10	Workshop Network LAN connection		

The measuring cables and sensors used with the Measurement Interface Box (MIB) to date, can for the most part, continue to be used. For oscilloscope measurements, standard measuring cables are used. These cables can also be used for voltage measurements.

If a measurement is carried out during a diagnostic procedure, the result determined by the Integrated Measurement Interface Box is automatically evaluated in the diagnostics program and therefore influences the next diagnostics stage. In addition to its use in diagnostic procedures, the Integrated Measurement Interface Box can also double as a stand-alone and portable digital multimeter.


The measured values are shown on the display screen. It is possible to measure voltage, current, pressure and resistance. Temperature and frequency, however, can only be measured as part of diagnostics, i.e. in the procedures of the Integrated Service Technical Application. Measured values are not displayed on the display screen if the Integrated Measurement Interface Box is being controlled by the Integrated Service Technical Application.

The results are displayed in the Integrated Service Technical Application under "Measuring equipment". Registration and configuration (e.g. of the display language) is carried out using the Workshop System Management. Software updates are similarly managed using the Workshop System Management and are implemented automatically when necessary.

Other important features include:

- Hard drive capacity: 20 GB
- RAM: 512 MB
- Rechargeable battery life: Up to 3 hours
- Connection to workshop network by:
 - Cable
 - Wireless


The Integrated Measurement Interface Box also has a USB interface, which will be used for vehicle diagnostics in the future.



Using the Integrated Measurement Interface Box inside a vehicle

Index	Explanation
1	ICOM A
2	V adapter cable
3	Measurement box
4	Integrated Measurement Interface Box

Workshop Trolley



Workshop trolley with Integrated Service Information Display and Integrated Measurement Interface Box

Index	Explanation
1	Integrated Service Information Display (ISID)
2	Integrated Measurement Interface Box (IMIB)

The workshop trolley used for Group Tester One, or GT1, can continue to be used for the new workshop system. It is simply a case of having to exchange the brackets for GT1 with the brackets for the Integrated Service Information Display. The brackets were delivered with the Integrated Service Information Display (ISID).



Top view of ISID mounting brackets



Bottom view of ISID mounting brackets